





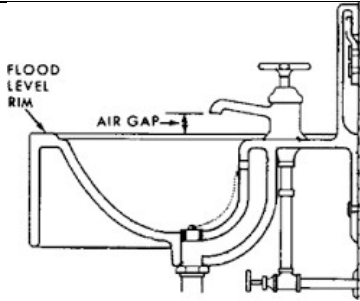


We are committed to the delivery of safe drinking water to all users. Please help us in doing so by installing backflow preventers and having them tested annually in compliance with Tennessee Department of Environment and Conservation. The below pictures and descriptions are provided to help understand and identify backflow devices.


<p>Cross Connection – the actual or potential point in a plumbing system where the potable (drinkable) water supply is or can be connected to a non-potable (non-drinkable) source.</p>	<p>Backpressure / Backflow – occurs when the non-potable water pressure is higher than the potable water system. An example is a boiler heating system.</p>	<p>Back-siphonage – occurs when there is pressure loss in the water system causing water to flow in reverse from its normal flow. An example is under certain circumstances during a water main break.</p>
 <p>Leaving your hose end in a “pool” of water without the proper backflow preventer could cause the water in the “pool” to backflow into your home system or even into the main water supply.</p>	 <p>Hose Sprayer – must have a vacuum breaker or an anti-siphon spigot during use. Otherwise there is a risk of the chemicals getting into your home, causing a cross connection.</p>	 <p>Permanent lawn irrigation systems – a Reduced Pressure backflow preventer is required to prevent any cross connection between your system and potable water. This device shall be tested annually.</p>
 <p>Older style outdoor spigot faucet – requires a vacuum breaker (see right) to prevent any cross connection.</p>	 <p>Vacuum Breaker – this device installs directly on an older style spigot to prevent cross connection. These can be purchased at your local hardware store and do NOT need to be tested.</p>	 <p>Anti-Siphon Spigot – this style of outdoor faucet does not require a vacuum breaker because it is built in.</p>



Air Gap – the area between the top of the filled container or vessel and the bottom of the faucet.



Reduce Pressure Backflow Preventer– Required for permanent irrigation systems and on any boiler heating system. These devices shall be tested annually.



Radiant floor heating – if the system is connected to your home water source, a Double Check Valve Assembly or Reduced Pressure Backflow Preventer is necessary.



If your property has a well/pond for an additional water supply, the two systems should NOT be tied together at all.



A mop/cleaning sink is present in many homes and businesses. If a vacuum breaker is not installed on the faucet, the non-potable water in the sink could back siphon into the potable water system.



Yard Hydrant – these should have a vacuum breaker or a Reduced Pressure Backflow Preventer to prevent any potential backflow.



Fire Protection Systems – are required to have a backflow preventer on them. Depending on the type of system, a Reduced Pressure Backflow Preventer or a Double Check Valve Assembly may be necessary.



Double Check Valve Assembly – two independently operated check valves with shut off valves at each end of the assembly and properly located test cocks. These are required on some fire protection systems. These devices shall be tested annually.

Milcrofton Utility District needs your help in protecting our water supply.

- Keeping hose ends clear of contaminants and not submerged in buckets, tubs, sinks, ponds, etc.
- Install in-line vacuum breakers on all threaded faucets.
- Have all backflow prevention assemblies tested annually and submit a copy of the certification to the District.
- Not using spray attachments or valved spray hoses without a backflow preventer.
- Not connecting waste drain-pipes from water softeners or other treatment systems to the sewer system. All drains should be air gapped.